


WIRE WINDING

FSG-DESIGN

# PW55-01d

**Wire wound precision Potentiometer in flat design**

- Preiswertes Potentiometer in Flachbauweise im Kunststoffgehäuse
- High-resolution resistance element with caterpillar winding
- Short-circuit distances and additional taps available upon request



## TECHNICAL DATA

Housing material	thermoplastic
Housing diameter	55 mm
Model	FSG-Design
IP code	IP30
Shaft diameter	hollow shaft 6 x 6 mm
Adjustment speed	max. 60 U/min
Torque	0.2 Ncm
Wiper without limit stops	for adjustment purposes only
Multiple execution	stackable
Bearing	hollow shaft, Kunststoff
Connection	faston plug
Fastening	4 mounting holes Ø 3.2 mm
Resistance element	caterpillar
Active angle	max. 350°

Resistance values	to 20 kΩ
Resistance tolerance	5%
Linearity tolerance	±0.5 %
Resolution	1620 turns
Capacity	1.5 W
Temperature range	-30 °C to +80 °C
Temperature coefficient	0.0017 % / °C
Lifetime	typical 10 Mio. Cycles
<small>The lifetime depends on the application and environmental conditions.</small>	
Vibration*	5–200 Hz, 10 g
Shock*	50 g, 6 ms

\*Depending on customer specifications.

**Article master number 1573S10**

Typical

## APPLICATION AREAS



Ship



Rails



Automation



Logistics



Medicine



Industry

Optionally available

## PROTECTIVE HOUSING

To protect against mechanical damage and extreme environmental conditions, as well as for necessary adaptation gears and additional switches, suitable housings are available in various designs.



**For more information on protective housings, click here: [www.fsg-sensors.de](http://www.fsg-sensors.de)**

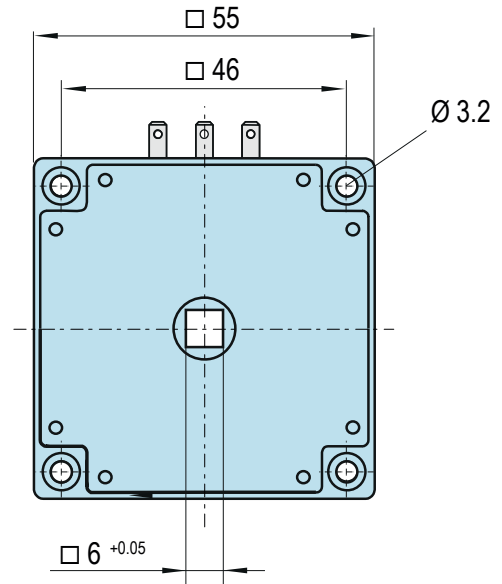
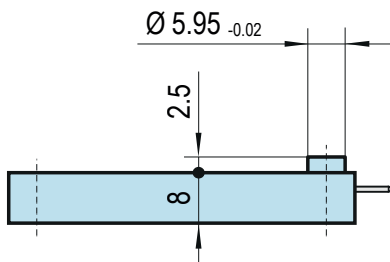


WIRE WINDING

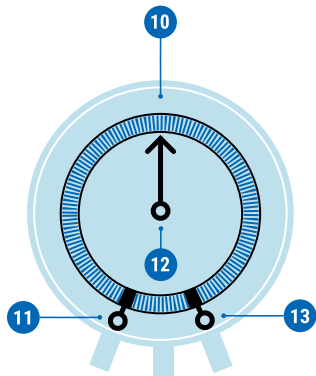
FSG-DESIGN

# PW55-01d

## DIMENSIONAL DRAWINGS



## CONNECTION



**Standard**

- 11 Resistance start
- 12 Wiper
- 13 Resistance end

**Optional**

- 10 Additional tap

## CIRCUIT VARIATIONS

Wire-wound resistive elements with shape on a painted copper wire body in single-turn or multi-turn potentiometers.



- 1 Wiper limited by stops
- 2 Wiper continuous rotation without limit stops (over 360°) only for short-up without voltage
- 3 Free arrangement of short-circuit sections
- 4 Free arrangement of taps

## CONTACT

If you have any questions about this or any other FSG product, please do not hesitate to contact us.

**BERLIN (HQ)**  
Fernsteuergeräte Kurt Oelsch GmbH  
Jahnstraße 68 + 70  
12347 Berlin

✉ info@fsg-sensors.de  
🌐 www.fsg-sensors.de  
📞 +49 30 6291-1  
📠 +49 30 6291-277

© Fernsteuergeräte Kurt Oelsch GmbH  
No guarantee for the correctness, completeness of the contents. The product illustration may differ from original.